

**Oso Pardo,**

**Oso Pardo**

**¿Qué ves ahí?**

**Book Activity Pack**



# DISCLAIMER

This printable PDF is for personal use ONLY. No part of this digital file may be distributed, posted on the internet, copied, edited, or resold. © literacyandplay.com

## Clip Art Credit:



[blossominkinder](#)



[The Little Red Dot](#)

---

o o o

# Sequence Activity

Sequence activities help your child learn about why events happen.


You or your child can cut out the sequence activity to recreate the sequence of events from the book.




# Secuencia Actividad




veo un




veo un







veo un



veo una




veo un

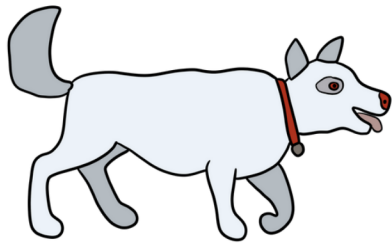





# Secuencia Actividad




veo un



veo una




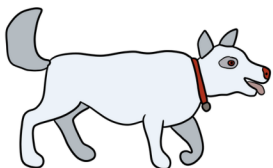

veo un



veo a la



veo a los






---


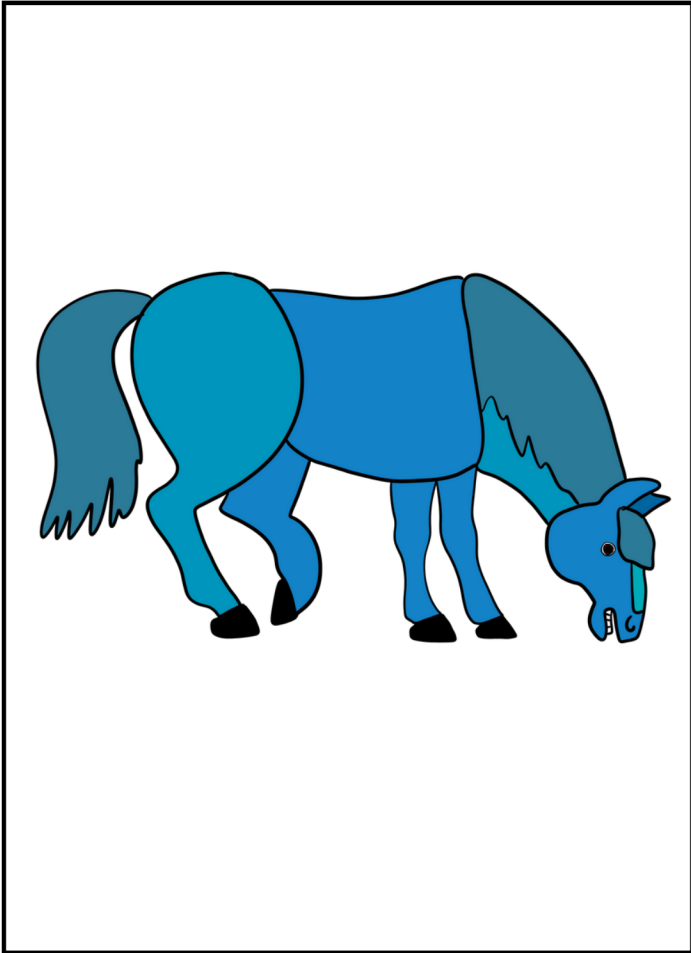


o o o





# Color Matching Activity




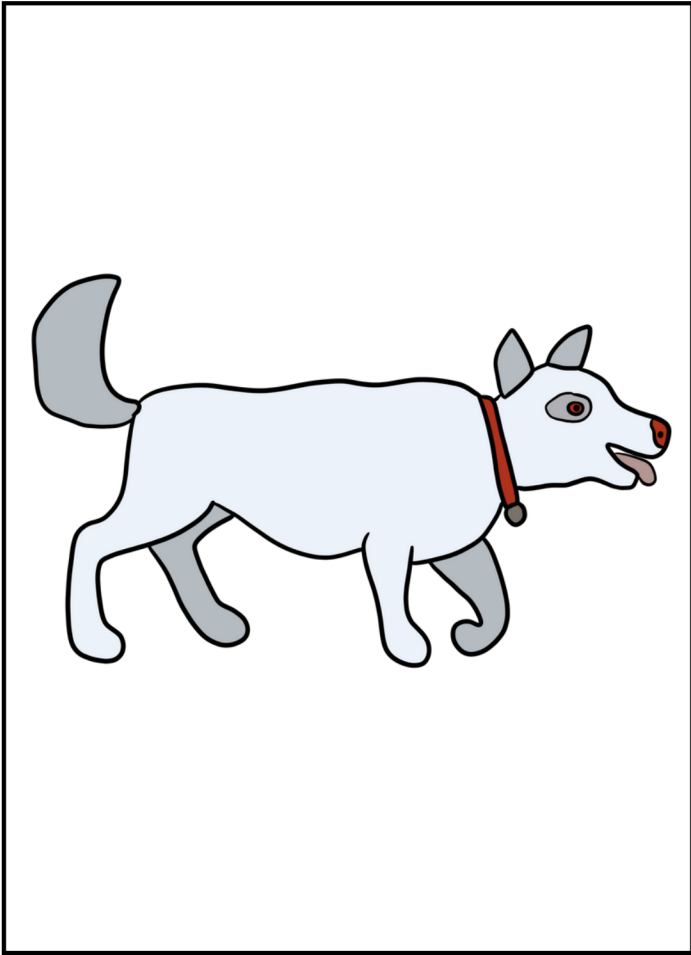
Cut out the cards and  
have your child pair the  
photos and colors  
together.
























---

o o o

# **My Brown Bear**

# **Brown Bear Book**

Cut the pages in half and staple them together.


Your child can practice their tracing and coloring skills.



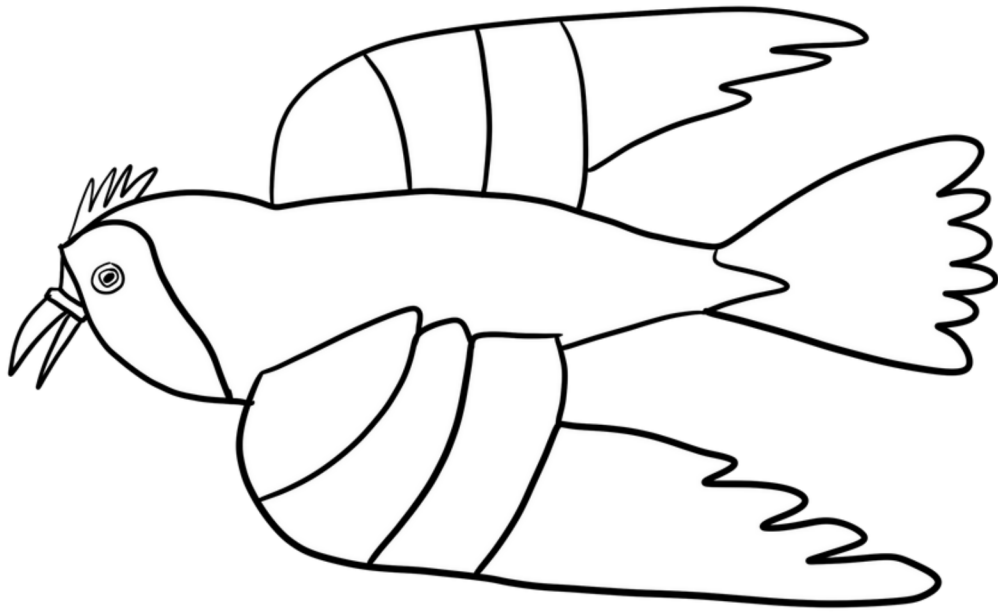
Mi  
Oso Pardo  
Oso Pardo

¿Qué ves ahí?


Libro




Oso Pardo




Pájaro Rojo




Pato Amarillo




Caballo Azul




Rana Verde




Gato Morado




Perro Blanco



Oveja Negra



Pez Dorado



Maestro



Niños

---

o o o


# Play-Doh Mats

Laminate these Alphabet  
Play-Doh Mats.


Use these Play-Doh mats as a  
Morning Activity, Fine Motor  
Activity, or Homeschool Activity.









Oso y Oveja




P P

**Pájaro, Pato,  
Perro, y Pez**






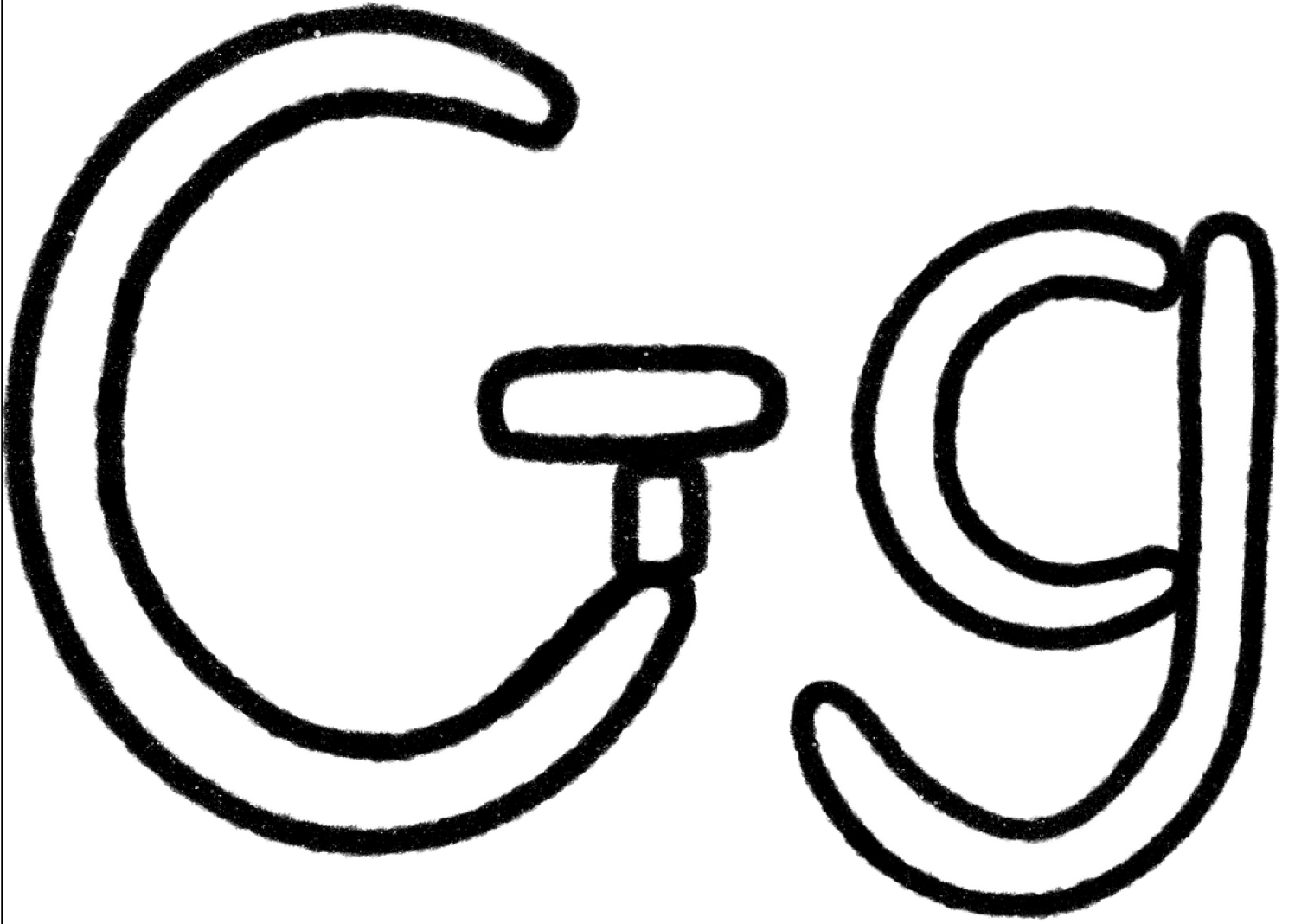
**Caballo**



Rr

Rana






**Gato**

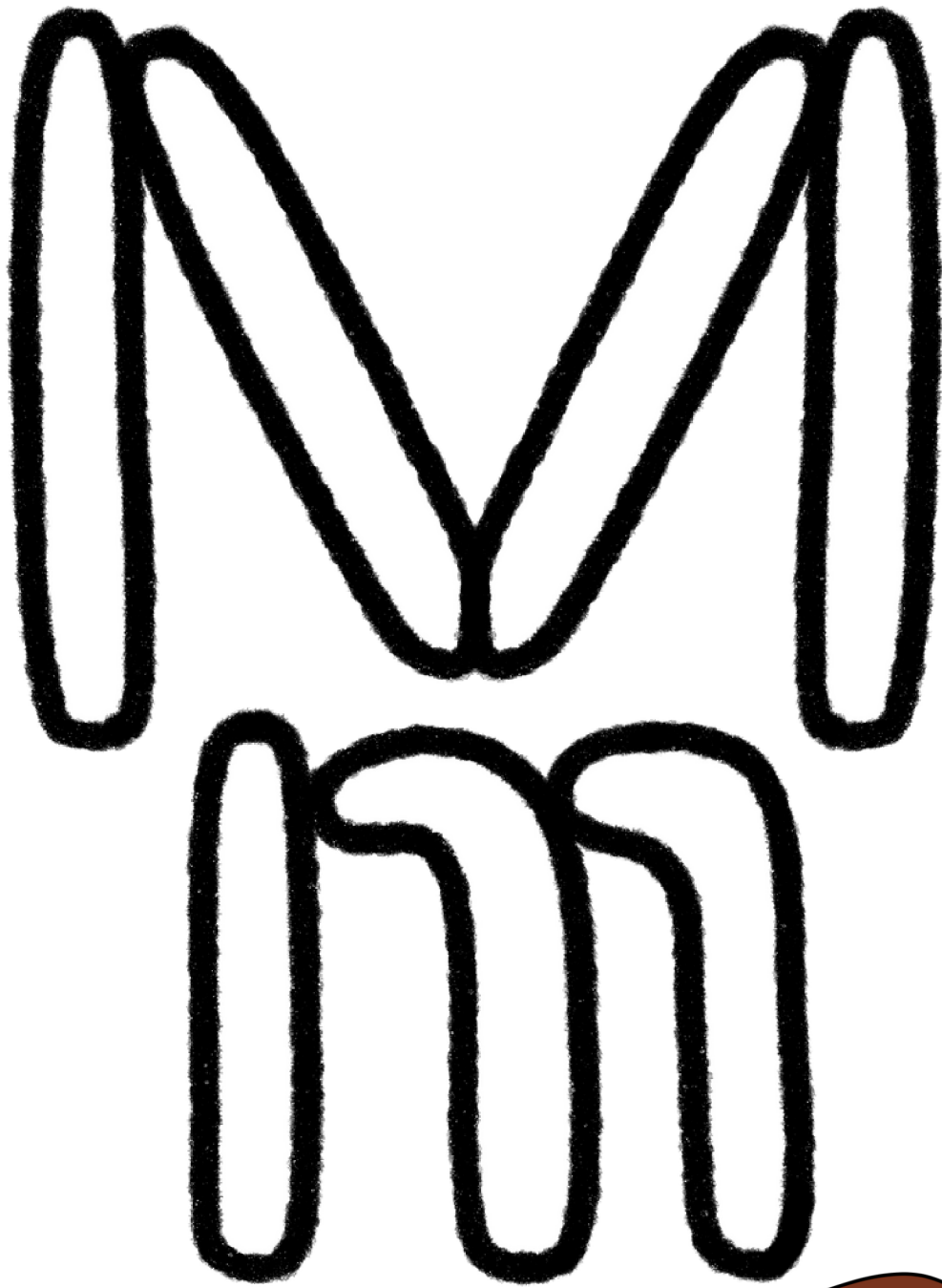


Niños

Niños







**Maestra**






# Puzzle Matching

Cut out the name and photo puzzle. Then, your child matches them together.







**Oso  
Pardo**




**Pájaro  
Rojo**




**Pato  
Amarillo**




**Rana  
Verde**



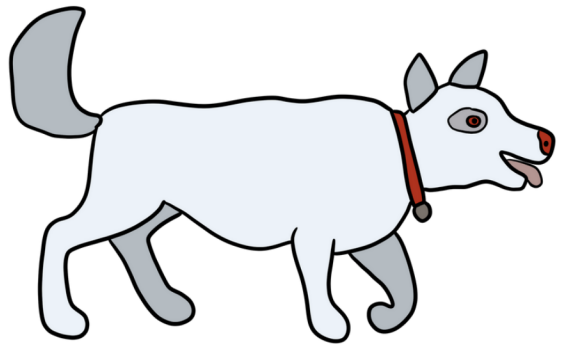
**Caballo  
Azul**




**Gato  
Morado**




**Perro  
Blanco**




**Oveja  
Negra**



**Pez  
Dorado**



**Maestra**



**Niños**

